



Weaver Distributing Spring Axle Order Form

Name _____

Address _____

Fax/Email _____

Date _____

Capacity _____ Quantity _____

Axle Type:

- straight 4" drop

Hub Face width: (see diagram) _____

(Hub face widths over 92" may cause more than 102" legal width)

Spring Center width: (see diagram) _____

Mount Type:

- overslung (top) underslung (bottom)

Springs:

- no springs double eye slipper

spring part # _____

Brake Type:

- electric drum hydraulic drum
 beam only hydraulic disc
 idler hub

(12K hub & drum will be hi-pro, unless specified)

Number of lugs:

- 4 5 6 8*

*if 8 lug, choose stud size: 1/2" 9/16" 5/8"

Diameter of lug circle: (see diagram)

- 4" 4 1/2" 4 3/4" 5" 5 1/2" 6 1/2"

Lubrication:

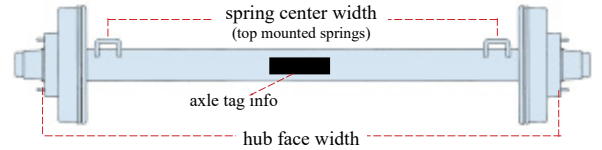
- E-Z Lube grease oil bath

Notes: _____

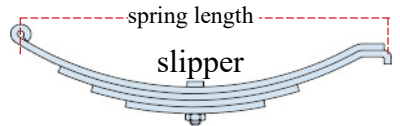
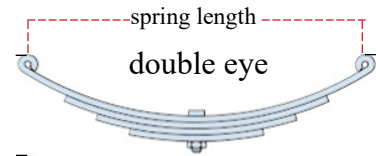
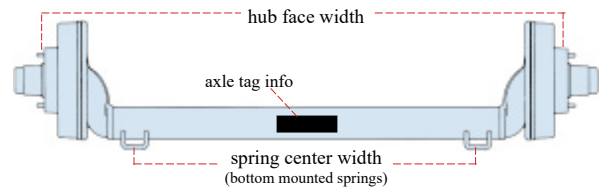
Signature: _____

Prepared by: _____

Straight Axle



Drop Axle



How to Measure Bolt Circle Pattern

Even... measure from center of stud to center of stud directly across diameter.
Odd... measure from any bolt center to the outside of the second stud.

Even Odd